

DITEL Series

LED Electronic Driver 200 W class II ref: 00CLDRI200WDITC2



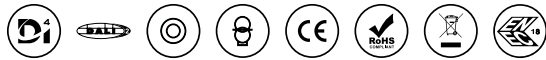
PROGRAMMABLE CONSTANT CURRENT LED DRIVER

High power factor

DAI2 / D4i / NFC / Virtual Midnight Function of Dimming / Clock Dimming (timing control)

Power bus DALI 16V / 0,8W

Aux output 24 V / 3 W



INPUT

Voltage range	200 - 240 V -
Frequency range	50 - 60 Hz
230 V ~	
Power factor @max. Load	0,98
Power factor @50 % Load	0,9
THD @max. Load	5,22 %
THD @50 % Load	7,65 %
Efficiency @max. Load	94,16 %
AC Current (typ.)	0,947 A
Leakage Current @max. Load	0,7 mA
Inrush Current peak @230 V - (typ.)	42 A
Inrush Current Twidth @230 V -	631,8 μ s

OUTPUT

DC Voltage max.	300 V
Rated Current	105 - 1050 mA
Rated Power	25 - 200 W
Ripple Voltage	6180,3 mV
Ripple Current	41,65 mA
Voltage adj. Range	21,6 V dc - 26,4 V dc
Current adj. Range	0 mA - 125 mA
Setup, Rise time @230 V -	1765 ms
Hold up time @230 V -	47,5 ms
Aux Output	24 V / 125 mA / 3 W
DALI Voltage adj. Range	12 V dc - 20 V dc

DALI Current adj. Range	50 mA - 60 mA
DALI Output	16 V / 60 mA / 0,8 W

DIMMING CONTROL

Dimming function	DAI2, NFC, VFMD (Virtual Midnight Function of Dimming) by software configuration
Clock dimming	Timing control with a maximum of 7 steps by software configuration
Power bus DALI	16 V / 60 mA / 0,8 W

PROTECTION

Input Over Voltage	325 V (typ) When the input exceeds the rated defined voltage range and enters the protection state, the failure relief will automatically recover
Short Circuit	Constant current mode and auto recovery. No damage will occur when any output is short circuited. The output shall return to normal when the fault condition is removed
Input Over Voltage Protection	The input voltage exceeds the protection voltage, the output is turned off. Automatic recovery. When the input voltage falls below the recovery voltage, the drive will restart
Over Voltage Protection	Run into protection model when output voltage exceeds limit, AC needs to be powered on again

ENVIRONMENT

Operating temperature	-40 °C - 50 °C
Tc	90 °C
Operating humidity	10 % - 80 % RH
Storage temperature and humidity	-40 °C - 85 °C / 5 % - 50 % RH
Waterproof grade	IP 20
Vibration	10 Hz - 55 Hz - 10 Hz, 1,0 G 30 minutes / cycle

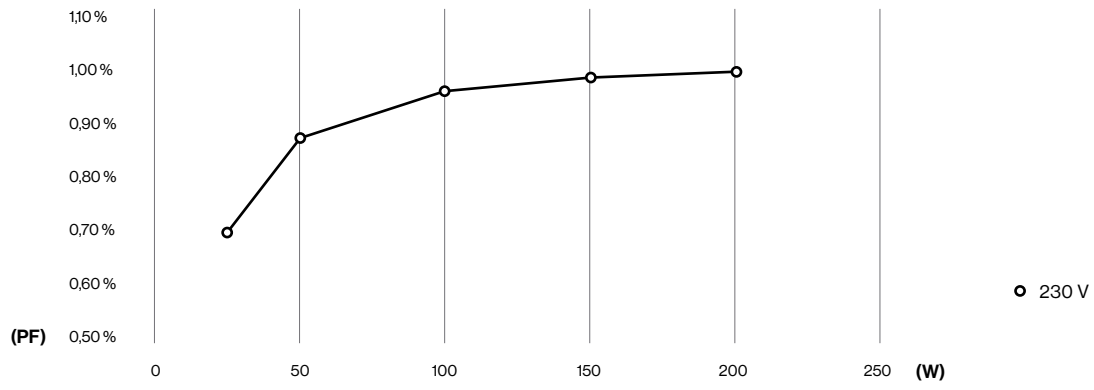
SAFETY & EMC

Safety Standard	UL8750, CSA-C22.2, EN61347-1, EN61347-2-13, EN62384
Withstand Voltage	I / P - O / P: 6 kV, I / P - FG: 10 kV, O / P - FG: 10 kV
Isolation Resistance	I / P - O / P, I / P - FG: 10 M ohm / 500 V dc / 25 °C / 70 % RH
EMC Emission	Compliance to EN55015, FCC Part 15, EN6100-3-2, EN61000-3-3
EMC Immunity	Compliance to EN61000-4-2, 3, 4, 5, 6, 8, 11, EN61547, light industry level (L - N: 6 KV; L / N - case: 10 KV)
Dali parts	IEC 62386-101, 102, 207, 250, 251, 252 and 253

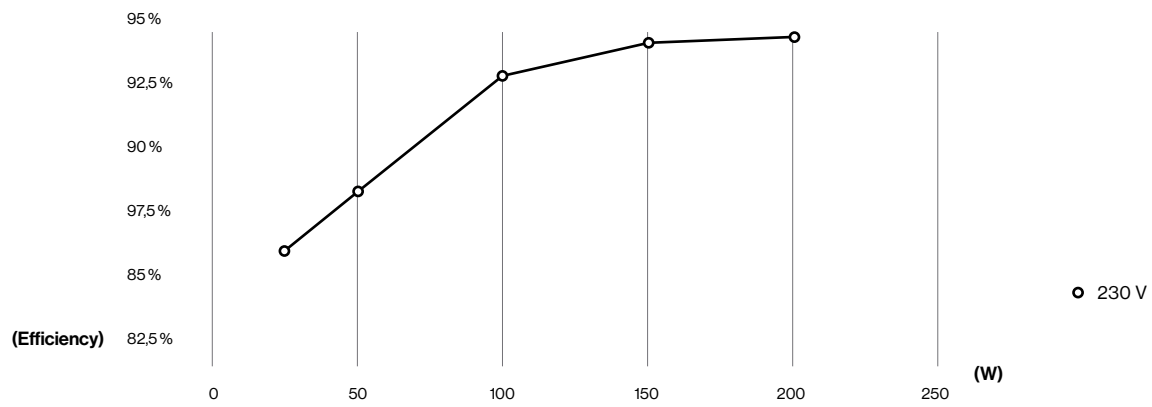
OTHERS

Dimension	171x101x41mm
Weight	1000 ± 50 g
Lifetime @Ta = 25 °C max. Load	100000 h

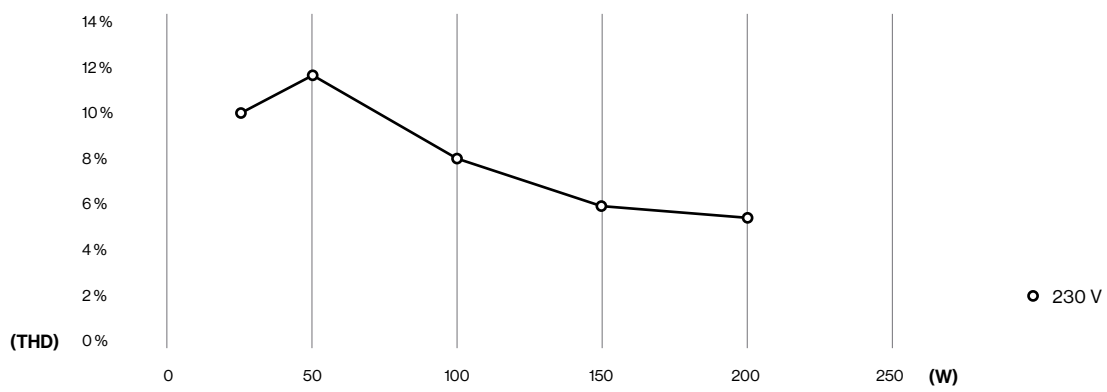
POWER FACTOR VS LOAD



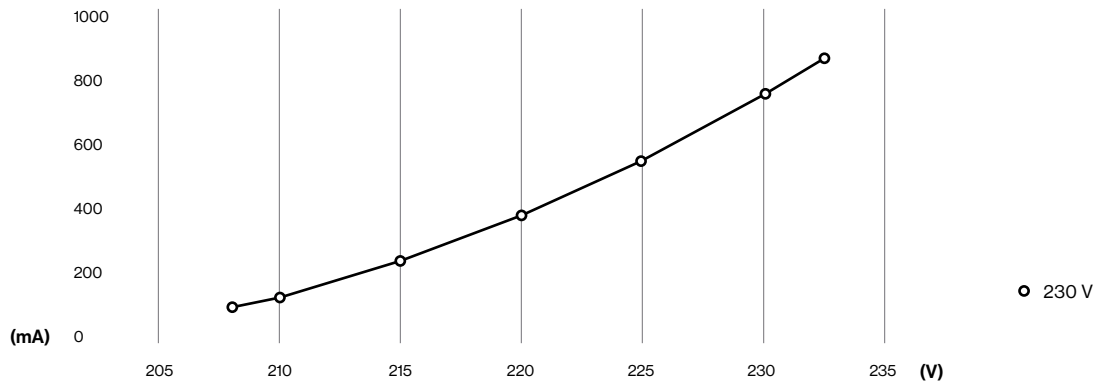
EFFICIENCY VS LOAD



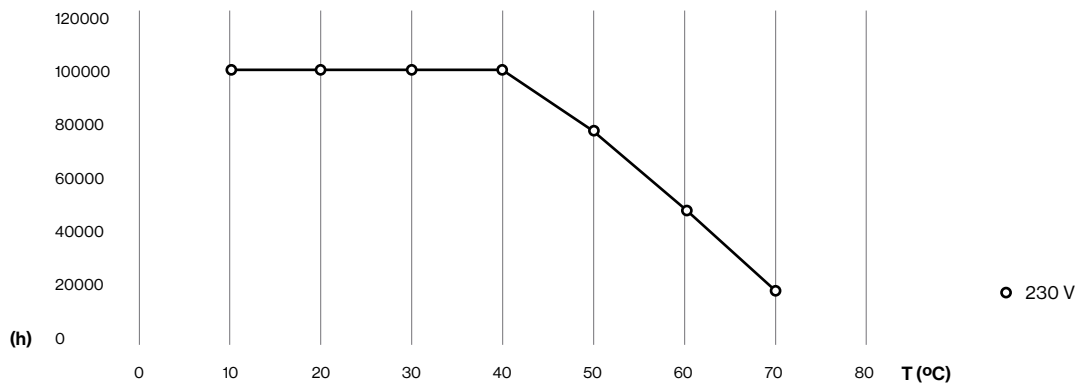
THD VS LOAD



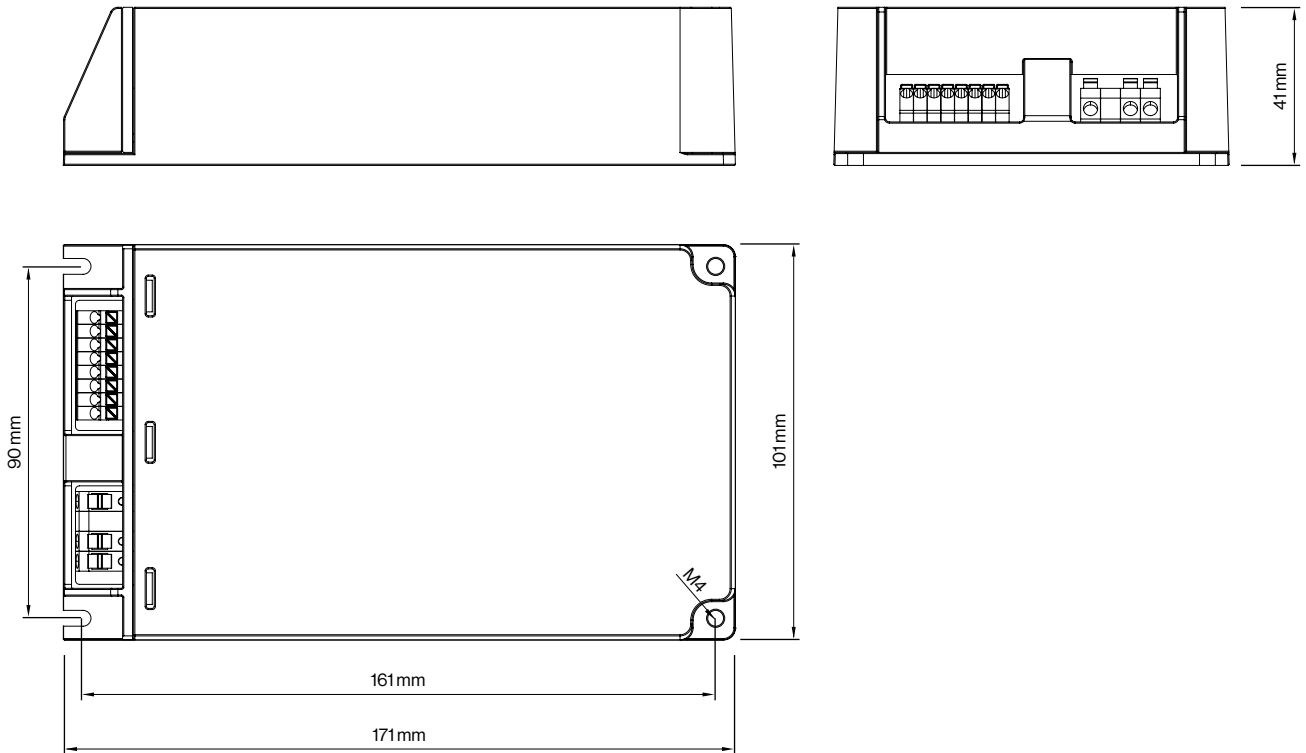
VOLTAGE / CURRENT CURVE



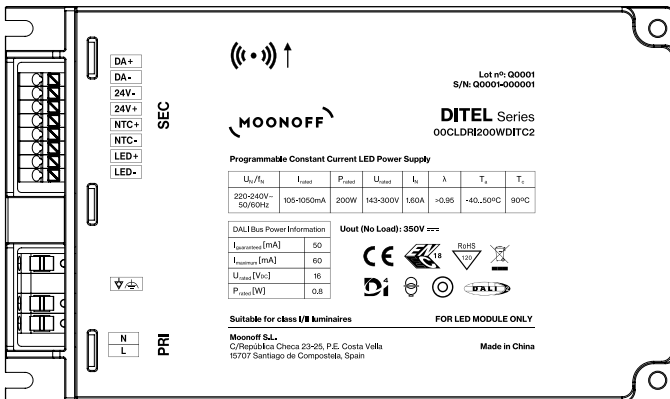
LIFETIME



DIMENSIONS



LABEL



The product specifications may vary without prior notice.